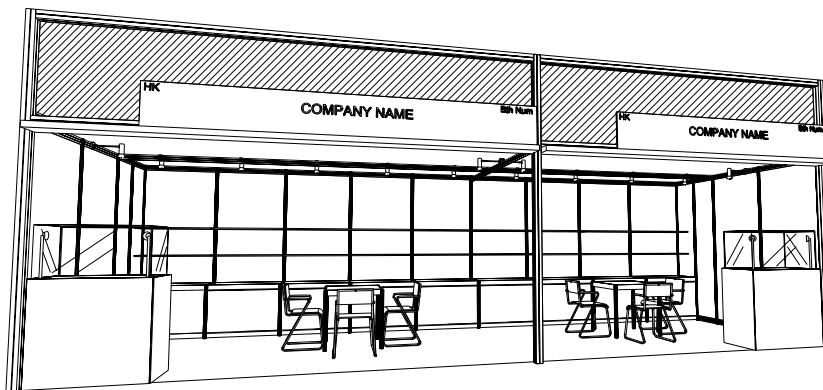
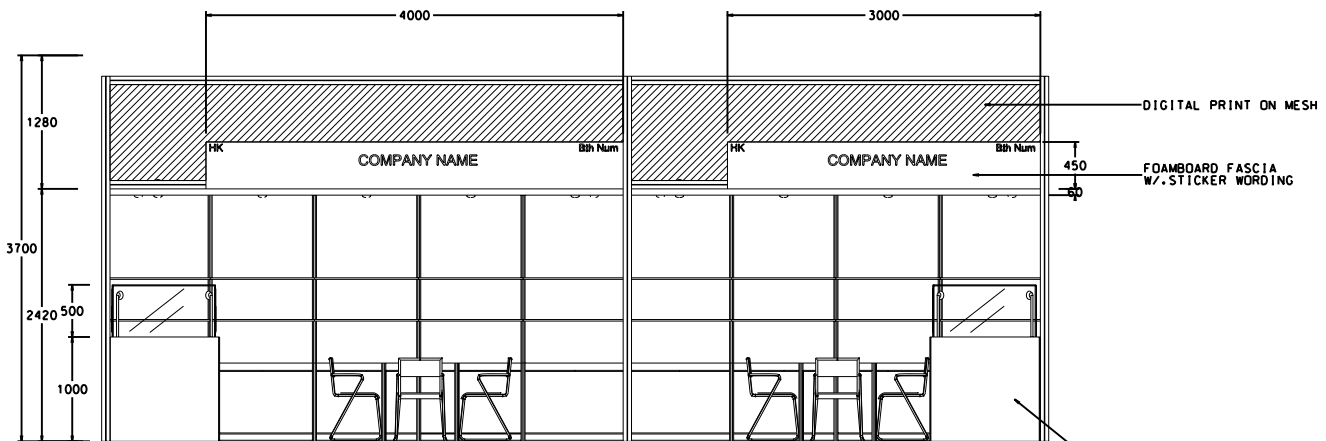
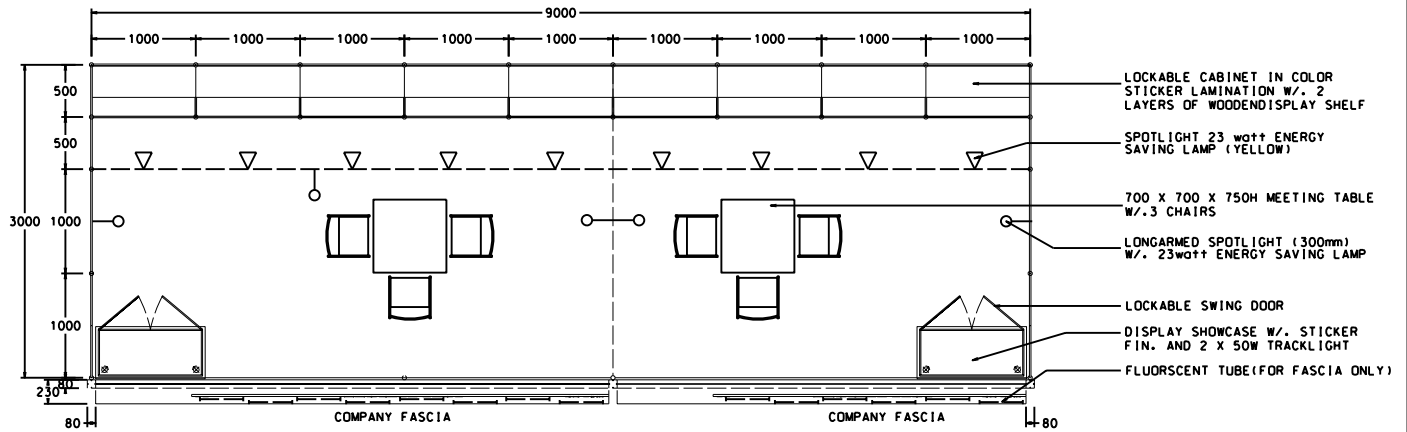


9M x 3M WORLD OF FINE DINING BOOTH

九米乘三米攤位



BOOTH SPECIFICATIONS		QTY.
	1000W x 600D x 750H CABINET	9
	3000W x 300D WOODEN DISPLAY SHELF	6
	FLUORESCENT TUBE (FOR FASCIA ONLY)	14
	SPOTLIGHT 23 WATT ENERGY SAVING LAMP (YELLOW LIGHT)	9
	LONG ARMED SPOTLIGHT (300MM) 23 WATT ENERGY SAVING LAMP (YELLOW LIGHT)	5
	DISPLAY SHOWCASE W/. STICKER FIN. AND 2 x 50W TRACKLIGHT	2
	700W x 700D x 750H MEETING TABLE	2
	BLACK LEATHER CHAIR	6
	CEILING BEAM	12
	RUBBISH BIN & CARPET (27sqm.)	